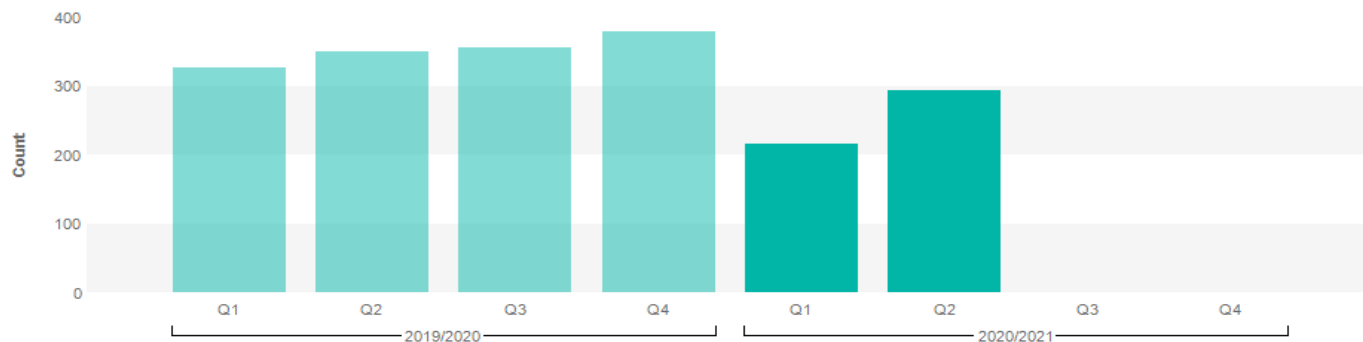
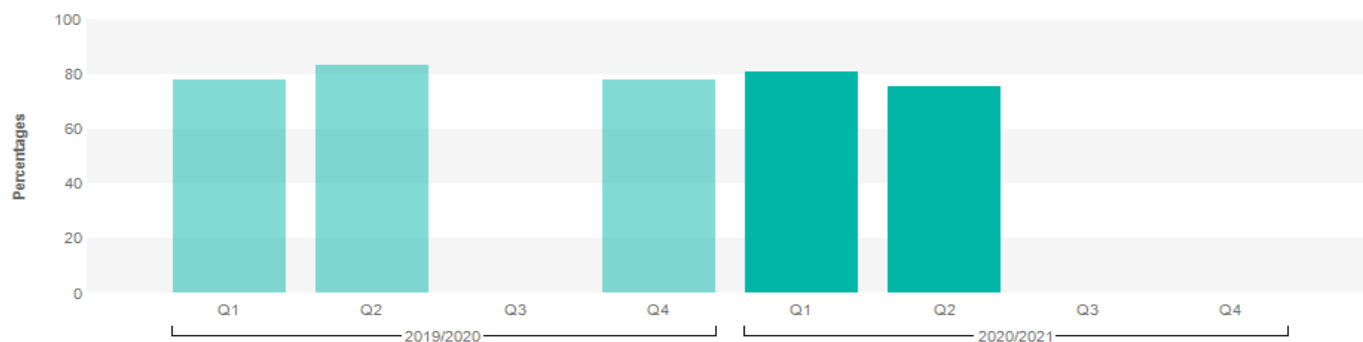


FOI (Freedom of Information) - Total Received (by Quarter) - Historic



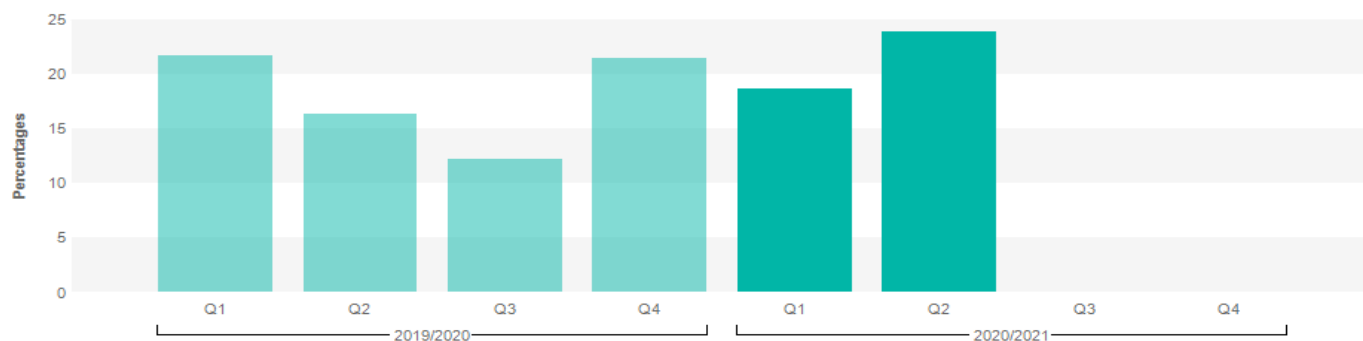
	Count			
	Quarter 1	Quarter 2	Quarter 3	Quarter 4
2019/2020	330	352	359	381
2020/2021	219	296		

FOI (Freedom of Information) - % In time (by Quarter) - Historic



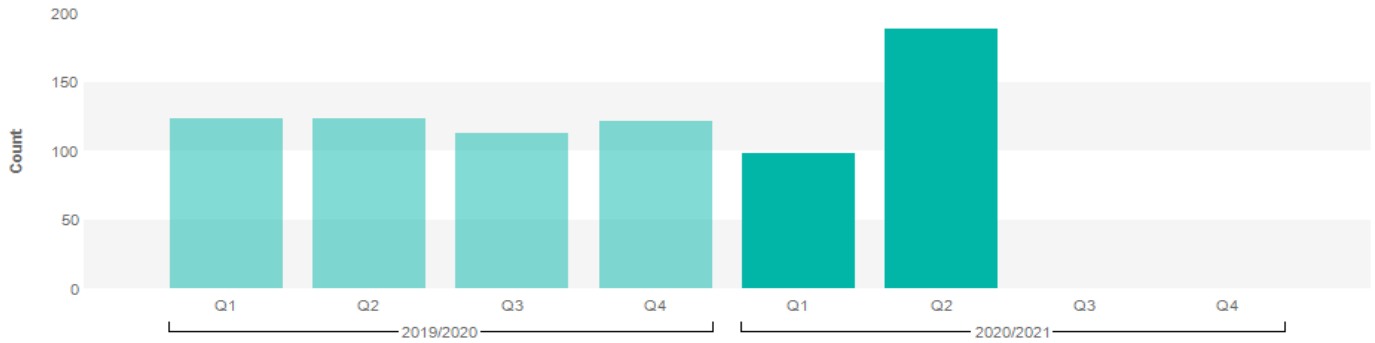
	Percentages			
	Quarter 1	Quarter 2	Quarter 3	Quarter 4
2019/2020	78.20%	83.52%	78.48%	78.48%
2020/2021	81.28%	76.01%		

FOI (Freedom of Information) - % Out of time (by Quarter) - Historic



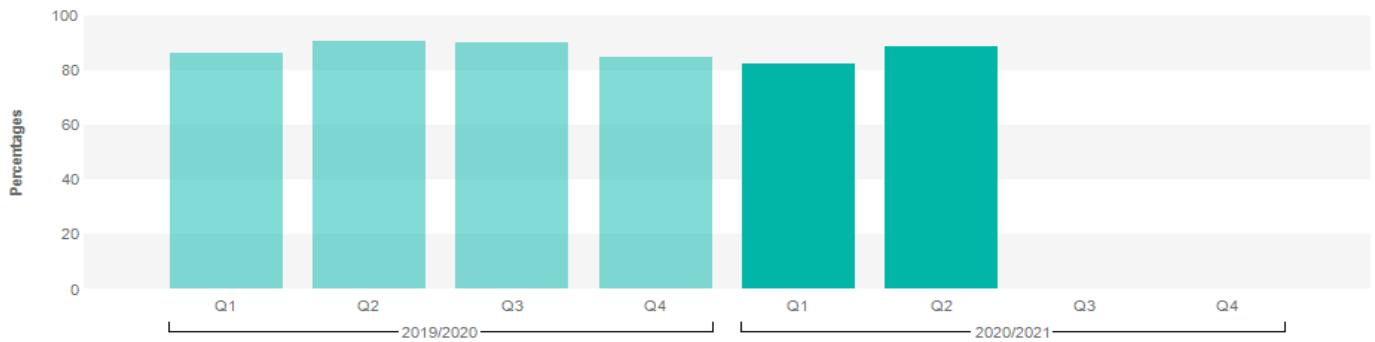
	Percentages			
	Quarter 1	Quarter 2	Quarter 3	Quarter 4
2019/2020	21.80%	16.48%	12.26%	21.52%
2020/2021	18.72%	23.99%		

EIR (Environmental Information Regulations) - Total Received (by Quarter) - Historic



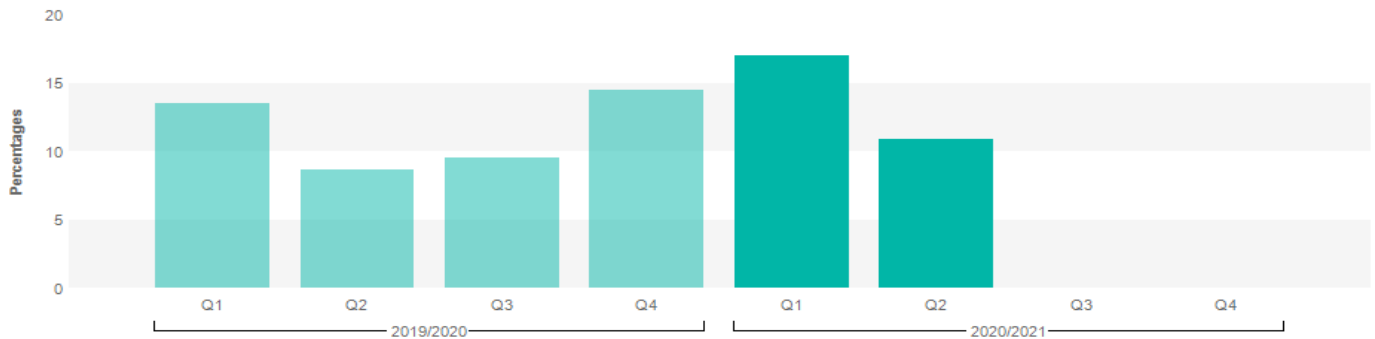
	Count			
	Quarter 1	Quarter 2	Quarter 3	Quarter 4
2019/2020	125	125	114	123
2020/2021	99	190		

EIR (Environmental Information Regulations) - % In time (by Quarter) - Historic



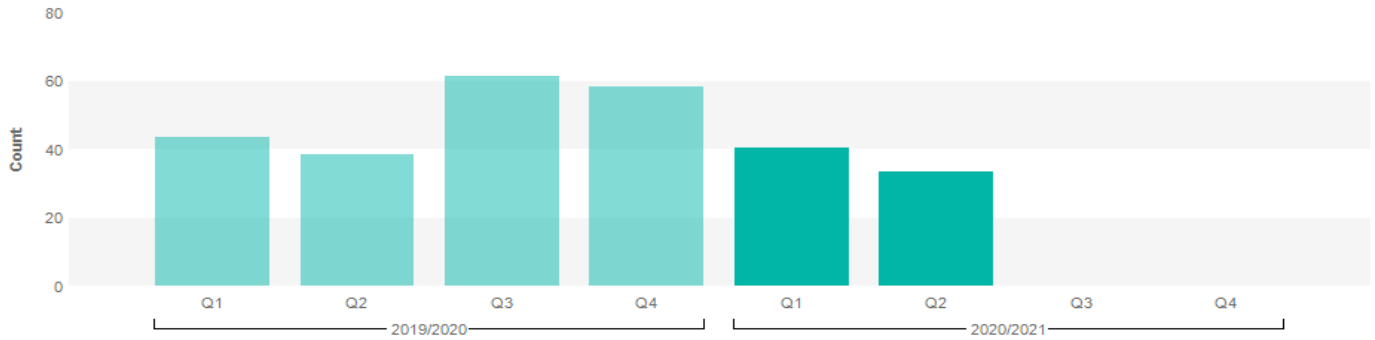
	Percentages			
	Quarter 1	Quarter 2	Quarter 3	Quarter 4
2019/2020	86.40%	91.20%	90.35%	85.36%
2020/2021	82.83%	88.95%		

EIR (Environmental Information Regulations) - % Out of time (by Quarter) - Historic



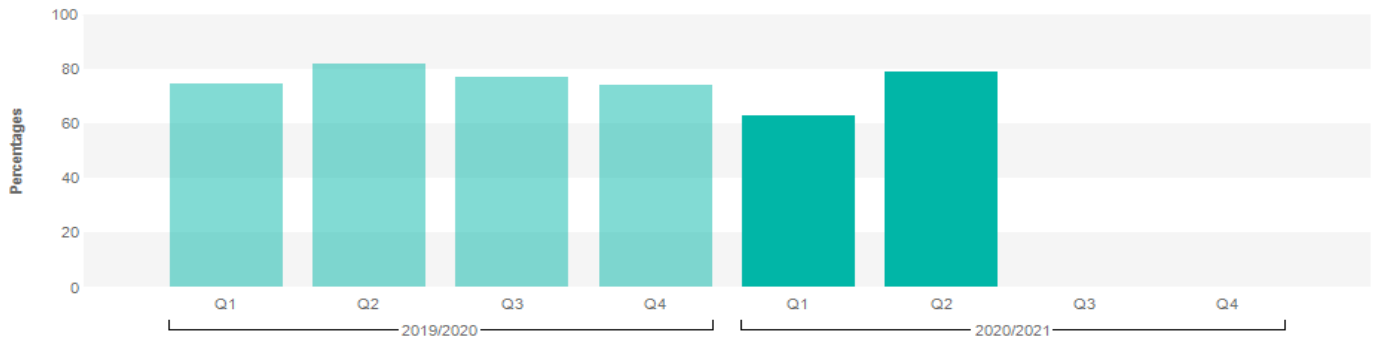
	Percentages			
	Quarter 1	Quarter 2	Quarter 3	Quarter 4
2019/2020	13.60%	8.80%	9.65%	14.63%
2020/2021	17.17%	11.05%		

DP (Data Protection Act) / SAR (Subject Access Request) - Total Received (by Quarter) - Historic



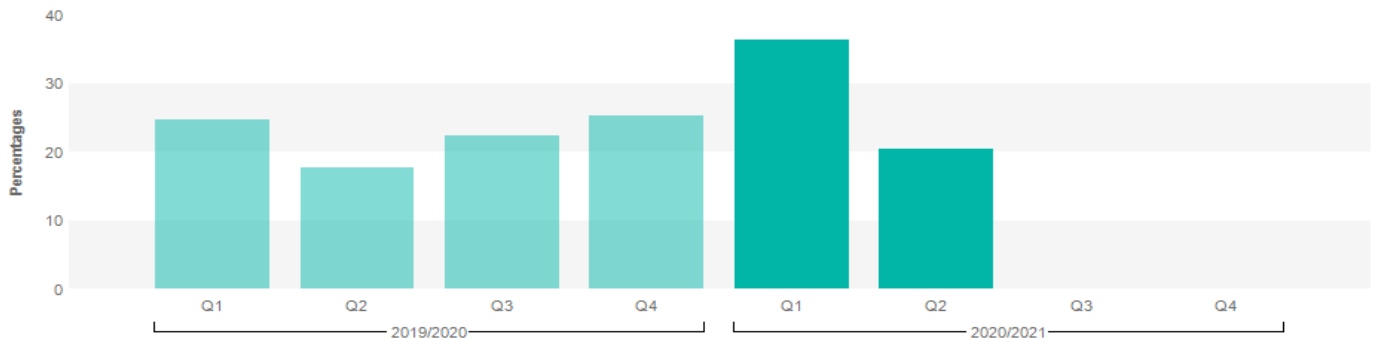
	Count			
	Quarter 1	Quarter 2	Quarter 3	Quarter 4
2019/2020	44	39	62	59
2020/2021	41	34		

DP (Data Protection Act) / SAR (Subject Access Request) - % In time (by Quarter) - Historic



	Percentages			
	Quarter 1	Quarter 2	Quarter 3	Quarter 4
2019/2020	75%	82.05%	77.42%	74.58%
2020/2021	63.41%	79.41%		

DP (Data Protection Act) / SAR (Subject Access Request) - % Out of time (by Quarter) - Historic



	Percentages			
	Quarter 1	Quarter 2	Quarter 3	Quarter 4
2019/2020	25%	17.95%	22.58%	25.42%
2020/2021	36.59%	20.59%		